



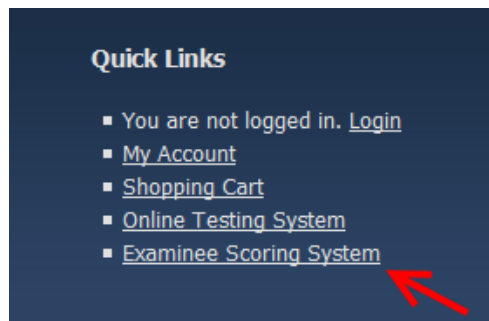
## DIRECTIONS FOR ACCESSING TEST SCORES IN THE EXAMINEE SCORING SYSTEM

The Examinee Scoring System is used to score paper tests. Use of the Examinee Scoring System is complimentary with the purchase of our paper tests. If you are submitting email/fax answer sheets to be scored for your paper tests, you will find the scoring results in the Examinee Scoring System.

### How to use the Examinee Scoring System to view test results

The following is a primer on viewing test scores in the Examinee Scoring System. You will need your Ramsay Corporation login information. If you have forgotten your information, please use the "Forgot your password?" link at the bottom of the login screen.

1. Go to [www.ramsaycorp.com](http://www.ramsaycorp.com)
2. At the bottom of the page, click on the link for the Examinee Scoring System.



3. Enter your Ramsay Corporation login information and click Login.

#### Ramsay Ordering System Login:

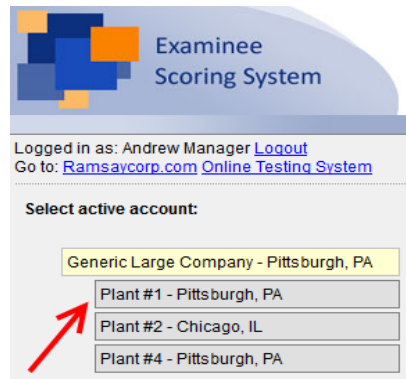
**You do not have permission to access this page.**

Email:

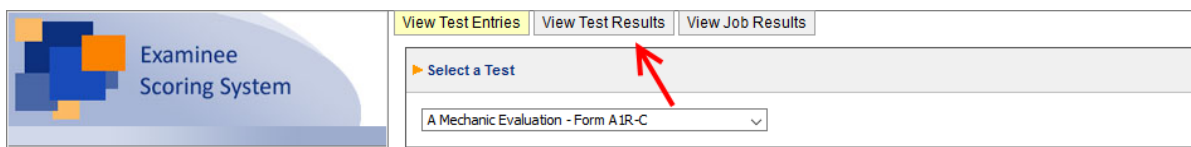
Password:

Login

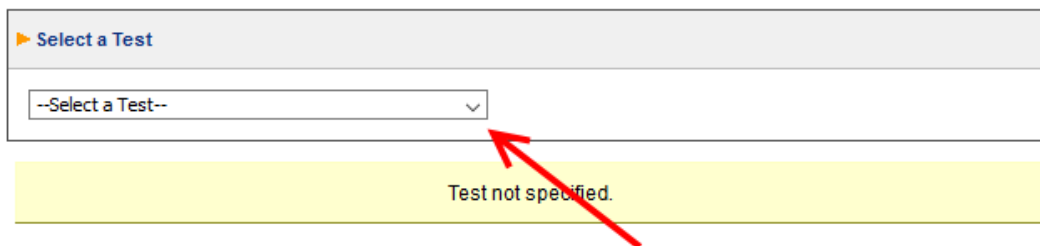
4. If you have a subaccount, select the correct subaccount. (This does not apply if you do not have subaccounts.)



5. Results for your examinees will be available by clicking on the "View Test Results" button at the top of the page.



6. Select the test for which you would like to view results. This information is found on the test booklet cover. Be sure that the form matches.



7. To see the results for a given test taker, click the “View Test Results” button to the far right of the person’s name.

View Test Entries | **View Test Results** | View Job Results

▶ **Select a Test**

Maintest - Form A

▶ **Results for Maintest - Form A**

- [Summary Report](#)
- [Category Summary Report](#)
- Results for each examination are listed below

Examinee	<a href="#">Entry Type</a> ?	<a href="#">Date</a>	<a href="#">Exclude</a> ?	
SAMPLE MAINTEST	Faxed	5/9/2018	<input type="checkbox"/>	<a href="#">View Test Results</a>

